


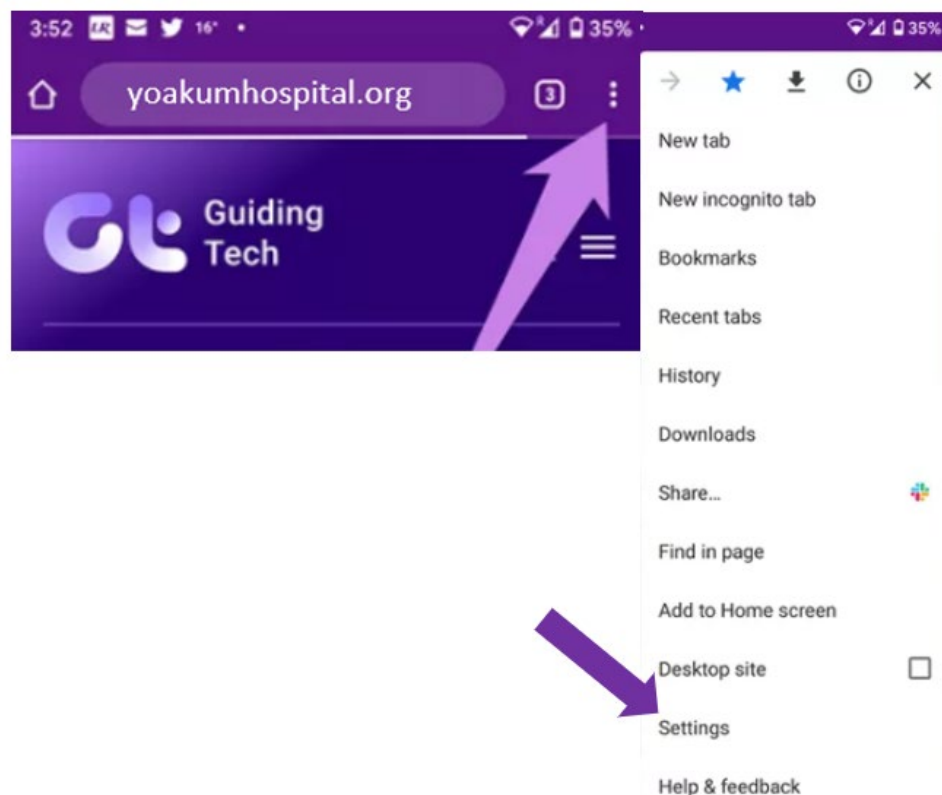
# Steps to Update or Check Version of Google Chrome on Android Device



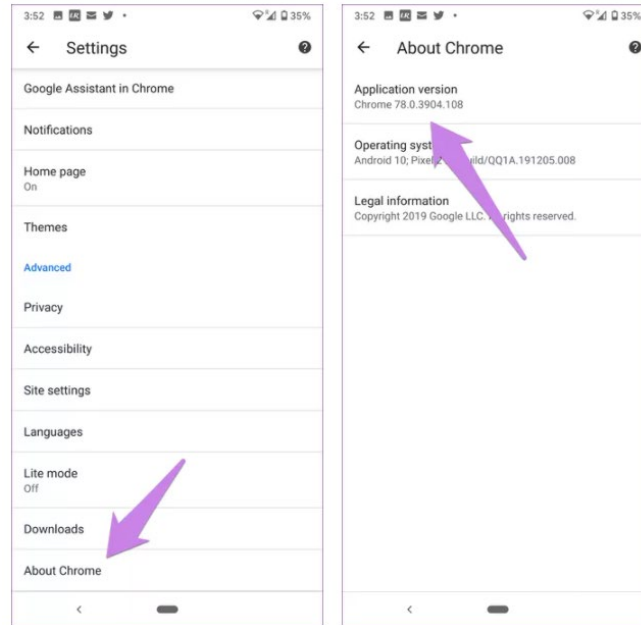
The Google Chrome browser on an Android must be one of the latest three versions to be compatible with Athena Telehealth.

Here are the steps on how to check or update Google Chrome on an Android device:

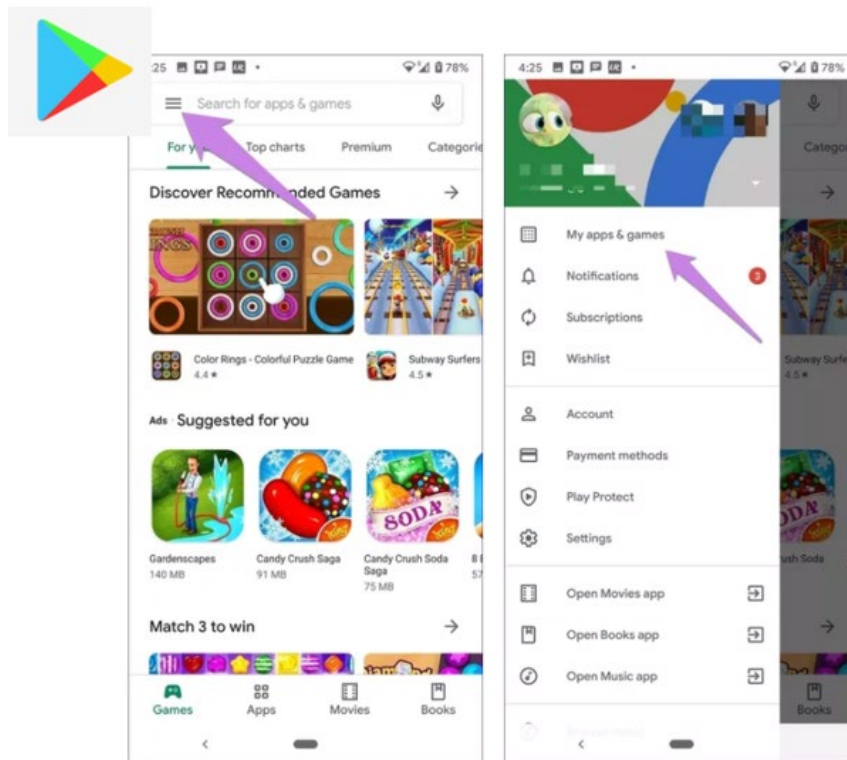
1. **Launch** the [Google Chrome](#) browser on your android device.
2. Within the browser click the **⋮** on your browser and then click **SETTINGS**.



3. Select the **ABOUT CHROME** option and then application version will be listed in the next window. Chrome must be of the latest three current versions to be compatible with Athena Telehealth.



4. If you are unsure if your Chrome version is one of the three latest versions, you can proceed to check to see if there are any updates for Chrome on your android phone by going to the Google Play Store on your phone, tap on the three-bar icon at the top. Select My apps & games from it.



5. Your phone will check for available updates. If an update is available, you will see Google Chrome listed there. Tap on Update button next to it and it will begin to update to the latest version.

